





Ledtube

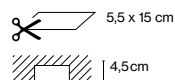
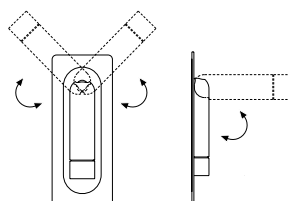
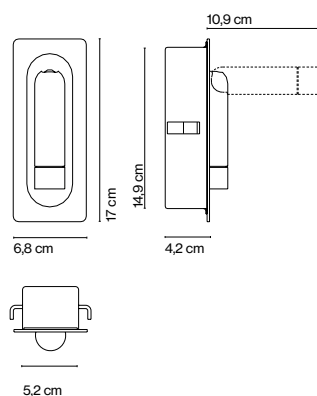
Daniel López

marset



Ledtube

Range of positions



If the thickness of the wall is more than 2 cm, fix the Ledtube using the four screws provided.



This orientable lamp is easy to use, as it turns on automatically when open and off when folded away. Honeycomb grill to avoid glare.

Ledtube

Light Source:
LED SMD 700mA 2,1W 2700K
CRI90 226,5lm
Luminaire:
100 - 240 VAC 4,25W 131lm

LED included

Optics



32°

Injected aluminium structure and a frontal piece of transparent polycarbonate. Incorporated switch to turn the lamp on when opened and off when folded away.

- Aluminium
- White (Ral 9010)
- Black (Ral 9005)
- Bronze



- [Download](#) Assembly Instructions
- [Download](#) 2D
- [Download](#) 3D
- [Download](#) Photometric data

Range

