




Ledtube

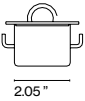
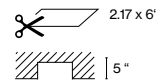
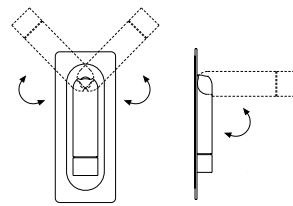
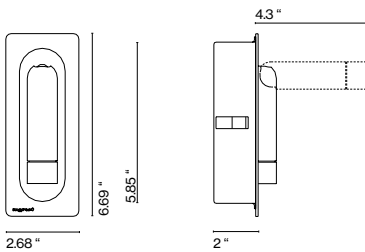
Daniel López

marset



Ledtube (Ledtube RSC)

Range of positions



The orientable wall lamp is easy to use as the light turns on automatically when the Ledtube is opened, and turns off when it is closed. Honeycomb grill to avoid glare.



Ledtube
LED 3W 700mA 2700K
Delivered Lumens 132lm
(included)
120 V / 60 Hz

Optics



32°

Injected aluminum structure and a frontal piece of transparent polycarbonate. Incorporated switch to turn the lamp on when opened and off when folded away.

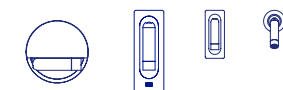
- Aluminum
- Matte white (RAL 9010)
- Matte black (RAL 9005)
- Bronze



Dry locations only

- [Download](#) Assembly Instructions
- [Download](#) 2D
- [Download](#) 3D
- [Download](#) Photometric data

Range



⚠ WARNING. California Proposition 65 Warning for California Consumers. This product can expose you to chemicals including wood dust and lead which are known to the State of California to cause cancer or birth defects or other reproductive harm. For more information go to www.P65Warnings.ca.gov

marsetusa@marset.com
www.marset.com