



Ambrosia

Ciszak Dalmas

marset

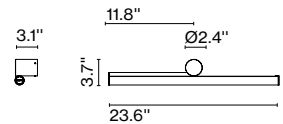
Its design stems from a tubular structure with gentle lines that attaches to the ceiling, allowing the light to descend and gently illuminate any type of project. It is this diffuse light that fills the space, adding beauty.

Its linear and unique design, a nearly flat segment of light, was made modular and asymmetric to create a soft and surprising lighting system.



Ambrosia A 60 Left

Code	Finish	Wattage	Luminaire	CCT	CRI
A704-115-15-22K	● Matt Gold	LED SMD 24Vdc 9.6W	1058lm	2200K	CRI90
A704-115-15-27K	● Matt Gold	LED SMD 24Vdc 9.6W	1014lm	2700K	CRI90
A704-115-15-30K	● Matt Gold	LED SMD 24Vdc 9.6W	1028lm	3000K	CRI90
A704-115-16-22K	● Black	LED SMD 24Vdc 9.6W	1058lm	2200K	CRI90
A704-115-16-27K	● Black	LED SMD 24Vdc 9.6W	1014lm	2700K	CRI90
A704-115-16-30K	● Black	LED SMD 24Vdc 9.6W	1028lm	3000K	CRI90




Dimmable: Based on specified driver
 Integrated dimmer: No
 Dimming protocols: Based on specified driver

Materials
 Structure: Aluminum
 Diffuser: Methacrylate
 Canopy: Aluminum / Steel

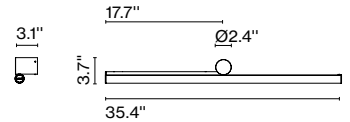
Suitable for damp locations

LED included



Ambrosia A 90 Left

Code	Finish	Wattage	Luminaire	CCT	CRI
A704-117-15-22K	● Matt Gold	LED SMD 24Vdc 14.4W	1587lm	2200K	CRI90
A704-117-15-27K	● Matt Gold	LED SMD 24Vdc 14.4W	1521lm	2700K	CRI90
A704-117-15-30K	● Matt Gold	LED SMD 24Vdc 14.4W	1692lm	3000K	CRI90
A704-117-16-22K	● Black	LED SMD 24Vdc 14.4W	1587lm	2200K	CRI90
A704-117-16-27K	● Black	LED SMD 24Vdc 14.4W	1521lm	2700K	CRI90
A704-117-16-30K	● Black	LED SMD 24Vdc 14.4W	1692lm	3000K	CRI90




Dimmable: Based on specified driver
 Integrated dimmer: No
 Dimming protocols: Based on specified driver

Materials
 Structure: Aluminum
 Diffuser: Methacrylate
 Canopy: Aluminum / Steel

Suitable for damp locations

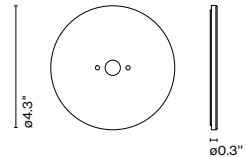
LED included



Disk Accessory

Product type: Accessory
 Accessory used to install the luminaire on Jbox. Two units are necessary for Ambrosia A 210.

Code	Finish
A704-128-15	● Matt Gold
A704-128-16	● Black

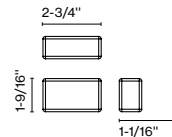


Materials
 Structure: Metal

Power supply - Dimmable

Code	Description	Dimming
A968-374	35W - 24V	On-off

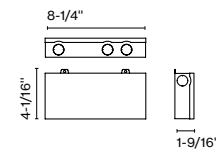
Product type: Power supply
 INPUT: 120-277 VAC 50/60Hz
 OUTPUT: CV 24V DC 35W max.



The installation and location of the remote LED driver **and any required enclosure** must be in accordance with **applicable codes and laws** and will be the exclusive responsibility of the installation company. **Marset does not provide remote driver enclosures.**

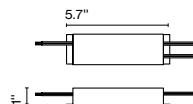
Code	Description	Dimming
A968-373	96W - 24V	TRI-DIM (Triac / ELV, 0-10V)

Product type: Power supply
 INPUT: 120-277 VAC 50/60Hz
 OUTPUT: CV 24V DC 96W max.



Code	Description	Dimming
968-230	60W - 24V	0-10V

Product type: Power supply
 INPUT: 120-277 VAC 50/60Hz
 OUTPUT: CV 24V DC 60W max.



marsetusa@marset.com
 www.marset.com

Download Photometric data file (LDT or IES)
 2D, 3D, Photometric Data
 Assembly instructions

Collection

