




# **Pleat Box** **Xavier Mañosa &** **Mashallah**

**marset**

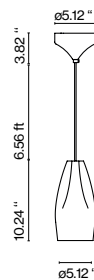
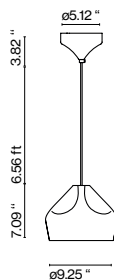
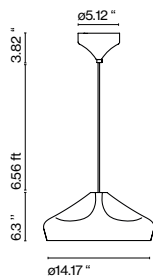
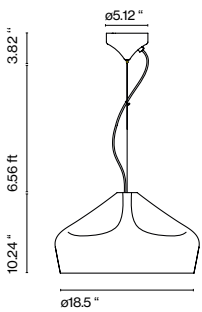


Pleat Box 47

Pleat Box 36

Pleat Box 24

Pleat Box 13



**WARNING.** California Proposition 65 Warning for California Consumers. This product can expose you to chemicals including wood dust and lead which are known to the State of California to cause cancer or birth defects or other reproductive harm. For more information go to [www.P65Warnings.ca.gov](http://www.P65Warnings.ca.gov)

The alchemy of the craft process leaves unpredictable traces, small marks in the metal glaze, tiny cracks in the polish... little flaws that mark the unique personality of every lamp.

**Pleat Box 47**

⦿ E26 LED TYPE A 11W  
or  
Light Source:  
LED SMD 700mA 16.28W 2700K CRI90 1873lm  
Luminaire: 90 - 135 VAC TRIAC 21W 625lm

**Pleat Box 36**

⦿ E12 LED TYPE G16.5W  
or  
Light Source:  
LED SMD 700mA 8.2W 2700K CRI90 913lm  
Luminaire: 100 - 120 VAC TRIAC 14W 233lm

**Pleat Box 24**

⦿ E26 LED TYPE A 11W  
or  
Light Source:  
LED SMD 700mA 8.2W 2700K CRI90 913lm  
Luminaire: 100 - 120 VAC TRIAC 14W 113lm

**Pleat Box 13**

⦿ E26 LED TYPE A 11W  
or  
Light Source:  
LED SMD 350mA 4.05W 2700K CRI90 463lm  
Luminaire: 90 - 264 VAC 6W 165lm

LED included

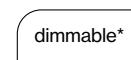
Ceramic shade with the inner part in brilliant white enamel or gold. Ceramic canopy.

- ⦿ White-white
- ⦿ White-gold
- ⦿ Grey-white
- ⦿ Grey-gold
- ⦿ Terracotta-white
- ⦿ Terracotta-gold
- ⦿ Black-white
- ⦿ Black-gold

Translucent electrical cord except for LED version: white fabric electrical cord whenever the inner part or the outer part of the lamp is white. If not, the fabric electrical cord is black.



Pleat Box LED



Dry locations only

\*Triac phase control dimmer (120V only)  
\*Only 24,36 & 47 LED version

- [Download](#) Assembly Instructions
- [Download](#) Photometric Data
- [Download](#) 2D
- [Download](#) 3D