



Domus Joan Gaspar

marset

Architecture, lines and distinctiveness. A bollard light that reveals its empty interior. Domus hides its light, refusing to reveal where it comes from, and projects a subtle angle of illumination. The beauty of this new bollard lies in how its form plays with

and defines its light. It can be installed individually but takes on a sculptural feel in combinations of two or three units, the beam of light spreading in different directions and achieving greater breadth.



Domus B26

Code
A734-103-31-27K
A734-103-35-27K
A734-103-39-27K

Finish
● Rust brown
● White - (RAL 9003)
● Black - (RAL 9005)

Dimmable: Yes
Integrated dimmer: No
Dimming protocols: Based on specified driver

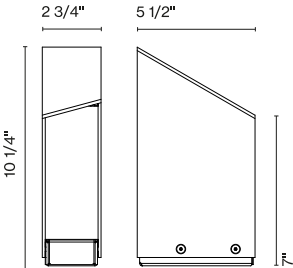
Materials
Body: Aluminium
Base: Stainless Steel

Input
Constant Voltage 24Vdc 7W

Luminaire: 98lm
CCT: 2700K
CRI: 90

Product notes: Requires 24V remote driver.
LED included

Wire installation: Hardwired



  **IP65** **IK07**

Domus B37

Code
A734-102-31-27K
A734-102-35-27K
A734-102-39-27K

Finish
● Rust brown
● White - (RAL 9003)
● Black - (RAL 9005)

Dimmable: Yes
Integrated dimmer: No
Dimming protocols: Based on specified driver

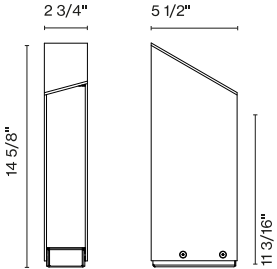
Materials
Body: Aluminium
Base: Stainless Steel

Input
Constant Voltage 24Vdc 7W

Luminaire: 107lm
CCT: 2700K
CRI: 90

Product notes: Requires 24V remote driver.
LED included

Wire installation: Hardwired



  **IP65** **IK07**

Domus B55

Code

A734-101-31-27K

A734-101-35-27K

A734-101-39-27K

Finish

● Rust brown

● White - (RAL 9003)

● Black - (RAL 9005)

Input

Constant Voltage 24Vdc 7W

Luminaire: 118lm

CCT: 2700K

CRI: 90

Dimmable: Yes

Integrated dimmer: No

Dimming protocols: Based on specified driver

Product notes: Requires 24V remote driver.

LED included

Wire installation: Hardwired





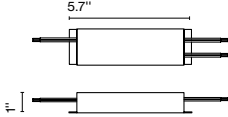
Under approval process.

Dimmable

IP65 IK07

Domus: Power Supply - Dimmable

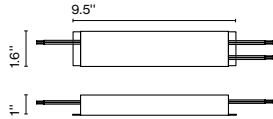
Code	Description	Dimming
968-230	Power supply 60W - 24V	0-10V
Product type: Power supply		
INPUT: 120-277 VAC 50/60Hz		
OUTPUT: CV 24 VDC 60W max.		



Total wattage of all connected fixtures must not exceed canopy or driver wattage. Make selections accordingly.

These LED drivers must be installed in a cabinet / box suitable for wet locations or in a dry location.

968-233	Power supply 100W - 24V	0-10V
Product type: Power supply		
INPUT: 120-277 VAC 50/60Hz		
OUTPUT: CV 24 VDC 99.6W max.		



The installation and location of the remote LED driver **and any required enclosure** must be in accordance with **applicable codes and laws** and will be the exclusive responsibility of the installation company. **Marset does not provide remote driver enclosures.**

Accessories Domus

Domus: Connector Accessory

Code	Description
A963-001	2 way terminal block 4 poles IP68 H2O Stop. (ø0.2/0.5" cable).



A963-002	3/4 way terminal block 4 poles IP68 H2O Stop. (ø0.2/0.5" cable).
----------	---



Product notes: Use these power supplies for LED-Ginger Bollards and LED-Ginger 15C / 20C.

Ground fixation plate x1

Code	Finish
A734-043	● Stainless steel

Materials

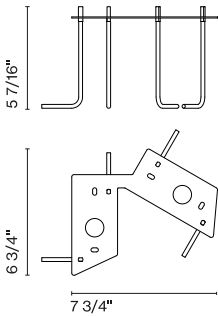
Structure: Stainless steel



Ground fixation plate x2

Code A734-041 Finish ● Stainless steel

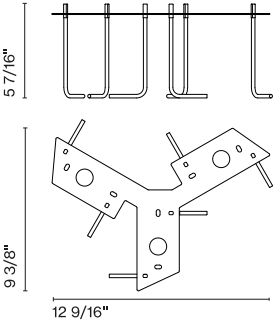
Materials
Structure: Stainless steel



Ground fixation plate x3

Code A734-042 Finish ● Stainless steel

Materials
Structure: Stainless steel



⚠ WARNING. California Proposition 65 Warning for California Consumers. This product can expose you to chemicals including wood dust and lead which are known to the State of California to cause cancer or birth defects or other reproductive harm. For more information go to www.P65Warnings.ca.gov

marsetusa@marset.com
www.marset.com

Download Photometric data file (LDT or IES)
2D, 3D, Photometric Data
Assembly instructions